

## CULTURAL AND ECONOMIC DIMENSIONS OF LIFESTYLE

H.B.G. Ganzeboom  
University of Utrecht  
Section FSW/TSM  
The Netherlands

### Summary

In this paper I set out to explicate and extend Bourdieu's (1979) treatise on lifestyles, which focusses on the contrast between cultural and economic dimensions and stresses their consequences for the reproduction of social structure. It is argued that although Bourdieu's description of prevailing lifestyles in contemporary France lacks convincing empirical evidence, the ideas can be elaborated into testable hypotheses, that pertain to other countries and time-periods as well. A specific connection is made with the tradition of new class theories and fragments from classical sociological theory (Weber). Three hypotheses are formulated: a) lifestyles are differentiated along three dimensions (cultural, economic, age) and expresses corresponding social positions, b) lifestyles correspond to social positions of a person's network relations as well, and c) lifestyles contribute to the reproduction of social structure. Lifestyles can be modelled as latent mimic (multiple inputs, multiple causes) variables, as Sobel (1981, 1984) has argued. The hypotheses are put to test by using a dataset collected in Utrecht, The Netherlands, and receive general confirmation.

### Introduction

Research on lifestyle is a very old, but currently inconspicuous branch of the sociology of stratification. Indeed, much of the older research in stratification was con-

cerned with issues like assessing social status from material artifacts in living rooms (Chapin, 1935), the interaction patterns of social classes (Warner et Lunt, 1942) and leisure time activities of social classes (Reissman, 1954; Svalastoga et. al., 1956). Classical textbooks on social stratification such as Kahl (1953), Barber (1957) and Tumin (1967) contain a chapter on lifestyles, covering subjects like consumption, leisure time spending, voluntary memberships, ways of dress and speech, subscriptions (magazines; journals), sports activities, housing habits and etiquette. Such treatments all rely on the Weberian notion of status groups demarcated by their lifestyle. According to Weberian theory (Collins, 1975, 1979) lifestyle symbolizes positions within the social structure and serves at the same time as a matching device and as a justification for the status claims of social groups. By way of displaying lifestyles, members of status groups are able to recognize and select each other in social interaction, and thereby can close off their positions from outsiders (Parkin, 1974; Collins, 1979). In the Weberian model status groups and their accompanying lifestyles are of particular salience in conditions of social stability and stagnation. Once technological or economic developments bring about social change and social mobility, status groups will not be able to keep up their symbolic fences, and market chances will prevail in the process of distribution of power, rewards and prestige.

Seen from this perspective, the study of lifestyle is of eminent importance for assessing and understanding the development of social stratification. Lifestyles tell us about the differentiation that exists among status groups and therefore they can be used to assess the amount of inequality (and change therein) in a society. This criterion was in particular taken seriously in the literature on the embourgeoisement of manual workers, of which Goldthorpe et al.'s The Affluent Worker (1968; 1969) is the classical representative. These authors assess the extent to which manual and white collar workers can be treated as one social class by looking at life-

style issues, in which they include political orientations and values.

It seems to me that this line of research has attritioned over the last decades. Stratification research has concentrated on structural components of social inequality, by studying the intra- or intergenerational relations between education, occupation and income. The literature on lifestyle and stratification has become impoverished to the point where no consensus exists on issues like (a) how lifestyle should be defined, (b) what elements constitute a lifestyle, and (c) what particular sort of lifestyle elements characterize social status groups currently (Zablocki et Kanter, 1976). Lifestyle research has moved to fields like consumer research (Hannan, 1972) and the sociology of marginal groups. Much of the current research has even broken away from social status and social inequality, and equates lifestyle with role-patterns in marriage (O'Connell, 1980) or segments of the population that are vaguely defined in terms of Maslowian psychology (Mitchell, 1983). This descent has occurred from a point in time when descriptive research on lifestyles constituted a vivid part and maybe even the main body of stratification research. In recent years two monographs have been the exception to this.

#### Bourdieu's la Distinction

In 1979 the French sociologist Pierre Bourdieu contributed his Distinction to the field of stratification, and this monograph takes up much of the original issues that were at stake in Weberian theory and the stratification research before the seventies that I hinted at. Using some rather unconventional modes of theorizing and data analysis, Bourdieu describes and analyzes prevailing lifestyles in contemporary France. According to his view, lifestyles can be distinguished along a cultural and economic dimension. Bourdieu replaces the classical status hierarchy in effect by two new ones.

Taking occupational position as his first point of reference (as has been the prevailing choice in stratification literature), Bourdieu asserts that social space should be conceptualized as constructed from two (correlated) dimensions. The first is an economic hierarchy, globally ranging from unskilled laborers toward large proprietors and entrepreneurs. The second is a cultural hierarchy, ranging between (the same) unskilled laborers at one end towards university professors at the other end. General social status can be seen as the average or projection of the two dimensions. The difference between the two dimensions is particularly large at the higher levels of general social status. The empirical parts of Distinction show how the two hierarchies differ in assorted lifestyle elements.

To Bourdieu, taste differences are central for establishing a lifestyle. Consequently, his main indicators of lifestyle are dominated by items from the domain of taste: art, aesthetic judgement, etiquette, choice of food, eating habits and clothes. Most central among these is the field of art judgement and culture consumption. Bourdieu argues that matters of taste are most decisively agreed upon in the realm of art and aesthetics. He thereby focusses more on preference than on actually realized behavior. Some items that enter his analysis are: preferences for classical and popular music (by composer and/or artist), subjects for taking photographs, furniture and interior design.

In line with Weberian theory Bourdieu argues that these and other taste differences serve as a way of reproducing status group membership. Distinction is mainly concerned with describing the structure of the taste differences itself. The social reproduction part of the argument is more specifically addressed in two of his earlier works in the sociology of education, Reproduction and The Inheritors (Bourdieu et Passeron, 1964, 1970). In these works the reproduction thesis is established in its full form. It posits that the educational

system in modern France serves to reproduce the distribution of inequality in the earlier generation and uses the mastering of lifestyle as its main device. Schools test their students on qualities and capacities that are primarily inculcated in early socialization and training in the family. Selection in the educational system (which more often than not can be thought of as self-selection) consists essentially of matching the cultural code inculcated in the family with the cultural code that is embodied in the curriculum and the school climate. In Bourdieu's views this is the way the educational system has become the main instrument of maintaining social inequality.

Bourdieu implies that the educational credentials and the cultural habitus that education breeds, are also of key importance to the distribution of scarce goods and status differences in later life. However, as far as open market societies are concerned, the cultural differences are accompanied by inequalities caused by the system of property and commerce, which partly functions outside the system of cultural and educational credentials.

When Bourdieu puts his theory to an empirical test, he uses data from a variety of sources, some of them being his own surveys and other materials coming from consumer and marketing research. However, whereas the drawback of the theoretical part of Bourdieu's work is that it is obscured by a complexity of reasoning and writing that is reminiscent of the Frankfurt School, the empirical part is extremely simplistic. Distinction shows an excess of crosstabulations, displaying bivariate relations between lifestyle indicators and social background variables. They are supplemented by a number of "analyses des correspondences", a technique that can best be regarded as a kind of exploratory mapping of units and variables. None of the analyses in Distinction addresses what appears to me the central hypothesis of Bourdieu's theory, namely that lifestyle differences reproduce and maintain social inequality. A cru-

cial test of this hypothesis can probably only be reached using data on intergenerational status attainment, network formation and career mobility, issues that are hardly addressed in Distinction. The obvious thing to show is that maintaining a lifestyle in accordance with some position on the two status ladders has consequences for the career one develops, the friends one has and the intergenerational transmission of lifechances. The evidence to be found in Reproduction and Inheritors is not conclusive either (Robinson et Garnier, 1986). It simply consists of showing bivariate relations: students have a cultured background and the more cultured background they have, the more successful they are in school. Another piece of evidence here (and somewhat more telling) is that offspring of teachers are the most successful students. However, the crucial alternative explanations, that this has to be attributed to cognitive skills or financial aid, are not tested.

In this empirical work Bourdieu is obviously hindered by a lack of understanding of the current state of the art in data-analysis. Fortunately, some convincing pieces of evidence have come up elsewhere. Two articles by DiMaggio (DiMaggio, 1982; DiMaggio et Mohr, 1985) provide conclusive evidence that cultural skills help students in attaining high grades and help them to attract higher educated marriage partners later in life, even when cognitive skills are kept constant. De Graaf (1986) has shown that culture consumption of parents, in particular their interest in reading, contributes to the educational attainment of their offspring over and above the effect of parents' education in addition; De Graaf was able to show that this effect is considerably larger in younger cohorts.

#### Sobel's Lifestyle and Social Structure

A second recent contribution to the sociology of lifestyles is Sobel's Lifestyle and Social Structure (1981), albeit of a different kind than Bourdieu's monograph. Sobel takes

classical lifestyle indicators, proportional consumer expenditures on 17 consumption categories, and analyzes their relation to the main components of stratification (education, occupation and income), taking into account life cycle and other structural variations such as region. Sobel concludes that this data contain four dimensions: a) normal expenditures, b) luxury expenditures, c) home life expenditures and d) outgoing behavior expenditures. Naturally, the independent variables have different influences on the four dimensions of lifestyle, with, in particular, age and the life cycle being responsible for the differentiation among the four dimensions. Among the independent variable income is of overriding influence on all four dimensions, with occupational status ranking as second, over and above education. The third and fourth dimensions are particularly related to age and the life-cycle.

In my view, Sobel's empirical results are maybe the least important part of his analysis. Sobel provides detailed estimates of Engel curves for the consumer goods categories he employs in his analysis. Whereas these estimates are not trivial in any sense, they are more interesting for consumer and marketing research than for a sociology of lifestyles. To me, the more important parts of Sobel's contribution are to be found in (a) his discussion of the definition of lifestyle and (b) the particular model he employs to establish the relation between lifestyle and social structure.

#### Sobel's definition of Lifestyle and Stylistic Unity

Drawing upon Gombrich's discussion of "style" in art, Sobel chooses two (related) elements to define whether a certain variable should be included in the category of lifestyle elements or not. First of all, lifestyle should symbolize and express a certain mode of living. I take this to mean that there must be a clear connection between the objective social position a person has and the particular choice of style elements that go with it. The second defining criterion on Sobel's

treatment is that lifestyle elements should be recognizable to the outside world. They should not be private, but publicly evident. Here he conforms to the Weberian concept of lifestyle as a way of conveying social positions to others, be it status equals or outsiders. Sobel goes on to argue that consumption data (like he analyzes) constitute the prime instance of behavioral choices that fit his definition. Consumption behavior itself is easily observable to outsiders and since there is in many cases some lasting consequence of consumption, such as the possession of material goods, it is likely that consumer choices are among the more visible behavioral choices. Moreover, consumption expresses social position to the extent that the market provides free choice of consumer goods and this is highly likely to be the case in modern American society. To a certain extent, Sobel rephrases Veblen's (1899) argument on conspicuous consumption as the prime lifestyle indicator.

Note that up to this point Sobel's definition can be used to mark out certain variables as being of the lifestyle sort, but does not include any notion of consistency or correlation between these lifestyle-indicators that is usually associated with the notion of "style". Sobel continues to set this apart in what he calls "stylistic unity". The upshot of this distinction is that lifestyle variables can be analyzed without recourse to their mutual correlation pattern. (Sobel starts his analysis by regressing the consumption variables on social background, which does not imply anything about their common correlation pattern.) This stylistic unity or intercorrelation may be looked upon as a kind of secondary indicator of lifestyles in existence. The first step to the analysis is to establish that the variables are of the expressive and observable sort, and the second step is to find out about the clustering of a score of these variables.

### Mimic-models of lifestyle

Sobel's other innovative contribution lies in the particular model of lifestyles that he employs to analyze the data. Whereas other researchers have usually relied on factor analytic techniques to assess the dimensionality of lifestyle indicators, or on clustering technique to distinguish lifestyle groups, Sobel maintains that lifestyle should be modeled according to the process that is assumed to give rise to the phenomenon. He therefore assesses the influence of background characteristics (among them the prime indicators of social stratification) on the lifestyle variables by a multiple mimic (multiple indicators, multiple causes) model. It is the latter model that constitutes the true way to assess the differentiation of lifestyles that are also characterized by stylistic unity.

Mimic models (Hauser et Goldberger (1971) and Joereskog et Goldberger (1975) treat the one latent variable case) constitute a particular branch of covariance models, in which multiple regression analysis and factor analysis are combined. They can be easily grasped by the first picture in table 1. Mimic-models relate a set of observed independent variables ( $X \dots X$ ) with a set of observed dependent variables ( $Y \dots Y$ ) via a set of latent variables ( $F \dots F$ ), so that:

$$F = \text{SUM } b \quad X \quad + \quad d$$

$$Y = \text{SUM } b \quad F \quad + \quad e$$

The main aim of multiple mimic-modelling is to find the smallest set of latent variables ( $F \dots F$ ) that will represent the observed covariance structure between ( $X \dots X$ ) and ( $Y \dots Y$ ), as well as the covariances between ( $Y \dots Y$ ). The covariance structure of the ( $X \dots X$ ) will be taken care of by a separate model for these relations, which can be a completely fitted set of relations or a restricted set of relations, such as a causal model. The analysis can start either at the maximal number of estimable F-factors and proceed backward,

or with one F-factor and proceed forward.

Note Some minimal identifying restriction on the model are:

- (a)  $k \leq \min(i, j)$ .
- (b) The scale of the latent variables ( $F \dots F$ ) must be set by fixing either one of the  $b$  or one of the  $b$  - coefficients equal to a constant per factor  $F$ .
- (c) The rotational indeterminacy must be resolved by either leaving out at least one of the  $b$  -effects or one of the  $b$  -coefficients per factor  $F$ . Whether the model is indeed identified under these conditions, may depend upon other conditions, some of them contingent upon empirical results. This is not a methodological treatment of these issues. Readers should consult Joerakog et Goldberger (1975).

### Theory and Hypotheses

In this paper I attempt to combine some of insights of Bourdieu's and Sobel's monographs into testable propositions on causes and consequences of lifestyles in contemporary western societies. As other authors, I take my starting point in Weberian notions of lifestyle as the demarcation of status groups, both serving to justify and to defend status claims and social closure. I agree with the two demarcation marks of expression and observability, that are outlined by Sobel, but will use only models that imply stylistic unity between lifestyle indicators from the outset. In addition, I stress that lifestyle indicators must include an element of free choice among alternatives that are under equivalent material restrictions, such as availability and price. Lifestyle is constituted by those types of choices that could have turned out differently, when one takes only the material and physical constraints into account. That is, lifestyle analysis is directed towards the analysis of taste differences between social groups, not towards their restrictions or capacities.

This does not imply that material conditions, abilities or budgets are not important in the analysis of lifestyles, or that lifestyle choices are unrestricted in a broader sense. Material conditions may get mixed up with the influence of tastes, when one studies a certain sort of behavioral choice, in which case it is necessary to keep these influences constant. Even more importantly, structural variations may give rise to lifestyle differentiation, not because they constitute the material conditions for realizing these choices, but because the lifestyle choices express these conditions. Thus, rich people may display their financial status by the conspicuous use of a certain kind and amount of cars. Their income position makes this consumer choice possible, but at the same time motivates them to buy a type of car which does not bring an increase in transportation capacity but an increase in status display. It is therefore more adequate to say that lifestyle analyses address certain aspects of behavioral choices.

As might become clear from this car-example, it may in practice be very difficult to distinguish between the more material determinants and the status-related aspects of this type of choice. My favorite examples of lifestyle items are therefore entirely outside the realm of consumption that Sobel assumes to be so central to lifestyle formation. Lifestyles can be more easily addressed using variables that are by definition exempt from material conditions. The main examples of these are direct indicators of taste, such as aesthetic judgment, values and perceptions, precisely the kind of variables that are central in Bourdieu's analysis. Whether one likes Mozart or Petula Clark (the example is from Bourdieu's 1966 survey), whether one believes in the existence of the supernatural or not, and whether one finds it important to fight inflation or the Russians, is not a matter of income or availability, but literally a matter of taste.

These examples also serve as an instance of the other argument I want to unfold, namely that the absence of material restrictions least of all implies that lifestyle choices occur as an individual, unrestricted process. As Bourdieu hypothesizes, tastes are highly conditioned by social structure, but these conditions are not of a material but of a social kind. The main notion is that individuals display certain tastes and values, because these phenomena are instrumental to them in relating to others in social space and they can thus establish their social position therein. They use their tastes and values to make their social positions clear to others, be it persons they want to regard as their equals and companions or people they want to distinguish themselves from. Actually, in my opinion, this is the only use that tastes and values have for a person. I am not a firm believer in any "interest" theory that connects values and beliefs directly to objective social position. All effects of social position in lifestyle choice are mediated by image management and communication. The consequence is that data on the social network a person is a member of and the particular kind of preferences and tastes that happen to be the norm in this social environment is the prime sort of information one needs to establish lifestyle differentiation.

With respect to the dimensionality of lifestyle I basically accept Bourdieu's proposition on the differentiation of an economic and cultural hierarchy. Although Bourdieu hardly relates his views to existing literature, I think that this differentiation is in fact firmly grounded in earlier research and closely connected to other theories of social stratification. The difference between the economic and the cultural hierarchy can be retraced in the literature on occupation as status (Hatt, 1950; Porter, 1967; Samuel et Lewin, 1979) and in the literature on the twodimensionality of intergenerational mobility and associational pattern between occupational categories (Blau et Duncan, 1967; Laumann, 1966,

1973). In these literatures, one way or another, the general status dimension is supplemented with a difference between bureaucratized, professional and salaried occupations on the one side and entrepreneurial, commercial and self-employed occupations on the other side. Yet another way to think about the two dimensions may be as a disentanglement of the two ingredients of socio-economic status (Duncan, 1961): average income and average education of occupational groups.

On the theoretical level I see a close connection between Bourdieu's views and the diverse "New Class" theories, that have flourished in political science (Parkin, 1971; Gouldner, 1979). These theories state that the old inequalities between the propertied elite and the dispossessed have been joined or even replaced by the new inequalities between educated technocrats, bureaucrats and intellectuals on the one hand and the uneducated working class in particular. Of particular significance to me seems to be that most new class theories primarily have socialist societies in their scope, even to the point that at least one pair of authors (Konrad et Szelemyi, 1979) has come to the conclusion that the socialist revolution must be looked upon as the "final victory of intellectuals over the working class".

This connection with new class theories leads me to the supposition that the cultural inequality may not only be of importance in Paris and its immediate outskirts, such as at least one of Bourdieu's critics (Hoffman, 1984) assumes. On the contrary, the saliency of a cultural lifestyle may be growing together with the highly educated and this is true for all post-industrial societies, and maybe even more true for socialist societies. Indeed, stratification research within these societies has consistently pointed to the cultural dimension of inequality (Wesolowski et Slomczynski, 1968; Machonin, 1970; Robert, 1984; Kolosi, 1984). What is true for socialist societies, may be true for a western welfare state (such as the Netherlands) as well. In these societies the bureaucratized, professional and service sectors have grown to

unrivaled magnitudes, creating the breeding ground for a cultural elite and the mechanisms that promote the importance of cultural inequality, next to the economic differentiation.

There is at least one point on which I doubt that Bourdieu's views cover the differentiation of lifestyles completely. As I read the literature on lifestyles, there is at least one other dimension that keeps emerging from data, namely differentiation that is connected to age and/or life-cycle. Whether this is under the hood of age, being married, being in the labor force or being a student, many analyses point to differences in taste and behavioral choices between groups in this respect. My models will therefore seek to establish three dimensions, supplementing the economic and cultural differentiation of lifestyles with an age and life-cycle related one.

Given the data at hand, I will direct my empirical analyses towards three propositions that summarize and explicate the foregoing considerations:

1. Lifestyles in modern western societies are differentiated along three dimensions: a cultural, an economic and a life-cycle related one. They express corresponding social positions.
2. Lifestyle differentiation does not only express the objective social positions of their adopters, but also the social positions and lifestyles of the persons they relate with in social interaction.
3. Lifestyle differentiation helps to produce and reproduce social structure by way of selecting persons into social positions and social networks.

#### Data and Measurements

These hypotheses will be tested utilizing data from a sample of inhabitants of the town of Utrecht, the Netherlands. The data were collected in 1986 by De Graaf (cfr. De Graaf, 1987; De Graaf et De Graaf, 1987) in a framework somewhat ob-

lique to the current research aim, but covering enough lifestyle variables, social background and network information to be of use for my goals. The survey was conducted during a course on interviewer training which is primarily responsible for the unknown, but probably high rate of non-response. We will restrict our analysis to the age group of 25-64 (reducing the sample size from 556 to 343), cutting out the younger and older age groups in the survey, which may show particular patterns of lifestyle, due to their quite specific budget constraints. The background characteristics of the sample are in every respect quite similar to results for a true random sample (Ganzeboom, 1982) and an earlier sample that was collected by the same procedure (Ganzeboom, 1986) in the same town. There is no reason to assume that any of the following results are specific to this particular sample or, for that matter, the town of Utrecht.

#### Lifestyles Indicators

The lifestyle indicators to be used in the analysis are spelled out in detail in table 3. I distinguish between the original items and the indices that were constructed from these. The 14 lifestyle indices were constructed out of 80 single items, where the overriding construction principle was to take together only those pieces of information that showed conceptual consistency and onedimensionality in earlier exploratory factor analyses. Most of the original items were dichotomized in the index construction. The lifestyle indices were formed by counting the number of appropriate responses (i.e. yes/no, depending upon the direction of the item), and therefore they scale respondents according to the number of item they scored on. I will discuss the indices one by one, noting for each its general character and its relation to the hypotheses given above. I will also introduce their acronyms that will be used in the tables and the subsequent discussion.

#### CULTCONS: Culture consumption

The CULTCONS index measures participation in three high culture activities (museum, theater, (classical) concert), that require visits away from home. This index is the primary parallel to the variables that are the most important variables on the cultural side of Bourdieu's lifestyle space. This index refers to actual behavior, not to preferences or evaluations. This type of culture consumption refers to behavior of an extreme social character, since these visits are usually done in the company of family or friends. It may therefore be expected that this type of behavior is particularly sensitive to the influence of the social environment. Earlier research (DiMaggio et Useem, 1978; Andreassen et Belk, 1982; Ganzeboom, 1982) has shown that inequality in culture consumption is extremely large and very closely connected to education.

#### BOOKREAD: Reading of books

The BOOKREAD index measures the tendency to read books, in particular of a more serious kind (literature, history). Since it is essentially free of cost, library membership also indicates the frequency of serious book reading. Two other measures included (buying, possession) have a financial dimension. This is different from the cultural activities included in the CULTCONS dimension (which are not particularly costly). Another difference is that reading habits do not require any social company.

#### MASSCULT: Liking of mass culture genres and stars

The genres and stars listed under this index will in general have no appeal to the non-Dutch reader, since they are entirely locally based. Suffice it to say that they all relate to (very) low brow culture, usually televised, but sometimes also to be found in popular theater. (British equivalents might have been: Roger Whittaker, Tommy Cooper and Ben-

nie Hill.) The questions referred to evaluation, not to actual behavior. Among the 14 lifestyle indices, this index is the main one that measures preferences of low status groups by positive items; most of the other ones measure the preference of low status groups by abstention or absence.

CULTNORM: Social norms with regard to culture consumption

The CULTNORM index is a list of attitude items most of which convey the idea that the consumption of high culture is very important and enjoyable for all members of society and should be diffused to them by all possible means. This content is very much in line with the ideology of culture diffusion, that inspires the policy of the Netherlands' government and many of the cultural intermediaries in this country. Notice that this is at variance with the idea that high culture serves as a means of distinction. Nevertheless, most high status groups and active culture consumers agree with it. However, this is not the case for low status groups and non culture consumers, who do not hide their abhorrence of this attitude. Another analytical dimension present in these items is the perception of the level of cultural activities in the social environment. Empirically, the two dimensions are not distinct, which corresponds nicely with the social norms concept that they have in common. The instrument has been used by me in earlier research (Ganzeboom, 1986) and it is a powerful predictor of culture consumption. It is to be noted, that the measures are entirely on the attitude and perception level and as such refer often to the social environment. It is therefore to be expected that they are particularly sensitive to external pressure/models and subsequent conformity.

CLASNUZI: Liking of classical music

One of the indicators here refers to behavior, namely whether the respondent listens to classical music broadcasts, but given the ubiquity of radios this no constraint at all.

The other three ask for a liking of the music of three classical composers. This index supplements the actual behavior in this area that was listed under the CULTCONS index.

POPCULT: Liking of avant-garde/rock genres and stars

The nature of this index is conceptually of rather mixed character, since it joins items that refer to middle brow popmusic with humorous and informative television programs, that presumably have a particular appeal to the young and well educated. (British equivalents here might have been: Monty Python and The Young Ones.) Also listed are all-time pop favorites like the Rolling Stones and the Beatles. The reader is reminded that our younger respondents are in fact already mature ( 24 years of age).

POSTMAT: Inglehart's scale for materialist/postmaterialist values

This is a standard Dutch translation (Van Deth, 1983; De Graaf, Hagenaars et Luijkx, 1987) of Inglehart's (1971, 1977) value scale, that opposes (by way of a ranking procedure) postmaterialist and materialist political values. It has been used by numerous empirical researchers, and although criticism has often been uttered, it has remained unchanged for more than 15 years. Some of the items are not very well formulated and others clearly outdated. The former is particularly true for the "cities and landscape item", the latter for "inflation", which is no issue in times of deflation. Consequently, these two items do not have too much discriminatory power. The inclusion of the POSTMAT index is the point where this analysis goes beyond the type of lifestyle indicators that are included by Bourdieu, who restricts his analysis of the political realm to (non-)participation and non-voting. Inglehart's own theory of postmaterialism draws heavily on a socialization argument in combination with cohort replacement (De Graaf et de Graaf, 1987). He argues that post-

materialist values are particularly prevalent among those who combine material wealth in early youth with high education. Apart from educational growth, Inglehart does not pay much attention to the structural basis of postmaterialism. However, it is reasonable to assume that the new middle classes, being highly educated, bureaucratized and government employed, are in particular the groups most affected by these values. This generalizes into the cultural dimension of occupational status that will be used in this analysis.

RITEVOTE: Political preference (left-right)

The main political parties in the Netherlands have been ranked from left to right on this dimension. It is also a variable not included by Bourdieu in his analyses, but the extension is obvious given the work of political scientists (Inglehart, 197x) that have contended that the growth of the new middle classes has increased the left vote in most (post-) industrial nations.

SPEECH: Interviewer rating of correct pronunciation of Dutch

This again refers to a feature of a respondent that draws immediate attention and labelling in social interaction, the mode of speech (correctness, accent). The very few persons that were judged as "bad" or "very bad" speakers of Dutch were removed from the analysis, since they were obviously foreigners.

INTERIOR: Interviewer rating of living room style

This index contains three indicators of modernity in living room style, one being negative (rural reference, in this environment to be regarded as a particularly working class and traditional style of living room design). Living rooms have been the object of much and very classical stratification research (Chapin, 1935; Guttman, 1942; Laumann et House, 1970;

Pappl et Pappl, 1987). Whereas the older research concentrated on getting a measure of social status from the objects to be seen in the living room, the attempts of Laumann et House and Pappl et Pappl have searched for the multidimensionality of the design. Both hit upon a traditional-modern dimension of design, orthogonal on the status/wealth dimension and much similar to Bourdieu's Distinctions. The interviewers in the survey attempted to track this down using three judgments. Again, it is to be expected that the modern variant is in line with the lifestyle of cultural elite and well educated, whereas the traditional style is more popular among the low status groups and the economic elite.

**LUXGOODS: Presence of luxury goods in household**

This index lists the presence of 6 consumer goods that can currently be regarded as luxury goods in Dutch society. Some of the items are rather new on the market such as a VCR and CD and consequently have a low degree of penetration. Others (dishwasher, freezer, dryer, cinecamera) have been longer on the market, but have not gained widespread popularity. They may be regarded as particularly sensitive indicators of Veblenesque conspicuous consumption, a notion that is very often associated with these items in common conversation. On the other hand, it may be argued that the purchase of these luxury goods is by nature income related. Its nature of conspicuous display and therefore lifestyle character may be hard to establish.

**HOLIDAYS: Holiday destinations**

The HOLIDAYS index measured basically the destinations for holidays, ranging from no holidays at all to going on holidays several times a year, to far away destinations and staying in hotels or apartments. This variable is supposed to be closely connected to the economic dimension of stratification. It is clear that it relates to the size of the mo-

netary budget as such, but in addition it indicates the type of preference people have when they go on holidays.

#### HOUSING: Size of house

The HOUSING index measures presumed expenditure on housing, as inferred from the size of the house. It is hypothesized that this index will be related to the economic dimension of stratification.

#### CARSPEND: Spending on cars

The CARSPEND-index summarizes 5 items that all indicate the amount of expenditure on cars, and it clearly expresses the economic dimension of social inequality. Here again, we have an index that may be income related for functional reasons.

This concludes the discussion of the 14 lifestyle indices that will be used in the analysis. They have been ordered according to their presumed relation to the background characteristics, ranging from cultural indices, via political and presumably age/life-cycle related dimensions, to the indices that most likely express expenditure and economic inequality.

#### Social Background: education, occupation, income and the life-cycle

Next we turn to social positions that are hypothesized to bring about the variation in lifestyle indicators. Table 3 displays the categories of the variables to be used in the analysis and the sample distributions. On the cultural side, the prime background variable is education (EDUC), which is measured in 7 categories, that can be regarded as an ordinal scale. No attempt was made to distinguish between directions of education that are more oriented to the economic dimension of lifestyle (business training) and the cultural dimen-

sion (e.g. artist and teacher training), although that would have been in line with the theory. This information is not available in the current survey. The prime indicator on the economic side is household income (HHINCOME), which was constructed by summing the net incomes of spouses.

Occupation was differentiated in a cultural and an economic dimension (CULOCC, ECOOCC) using the scales for economic status of occupations and the cultural status of occupations developed by Ganzeboom, De Graaf et Kalwij (1987). These scales make explicit the differences in economic and cultural status of occupations, that are implicit in Bourdieu's (1979) writing and other new class discussions (Brint, 1984). It distinguishes 161 occupational categories. These are ranked along the economic and cultural axes by a judging procedure, which produces the scattergram in table 4. There is a high correlation between the two dimensions (ca. 0.80), but this is mainly to be attributed to the near identity of the two dimensions in the lower regions of social status. On the higher levels, the two clearly differentiate. The cultural status of occupation is supposed to align with education in producing cultural inequalities, whereas the economic status will join income in producing economic inequalities in lifestyles.

Finally, there are two background variables that measure personal development over the lifecycle. The first one is AGE. But as argued above, going through the life cycle is not identical with biological age, but varies with other features as well. The main other fluctuation is probably between being married (or having been married) and being single. A related, but not identical variable is the stage one has reached in one's working life. Here we separate those who are still enrolled in the educational system and those that have not entered the workforce ever, from those that either are gainfully employed or have at some time been so. The general idea of the last two indicators is to measure the extent to which the respondent has transferred from the early life-cycle towards the latter phases. Due to computational restrictions I

have to combine the two contrasts in one dummy variable (LIFECYCL), that opposes singles and students against all who do not belong to either of these categories.

Social background and culture consumption of network relations

As argued above, the importance of lifestyle lies in the formation and maintenance of social network relations, with whom the lifestyle is shared. The Utrecht survey contains several pieces of information on the network of the respondent (as perceived by the respondent), in particular for the following persons:

- Spouse.
- Parents.
- One sibling: a brother or a sister.
- Two friends.

For all these members of the ego network of the respondent, information on education was collected. In addition, the respondent provided data on one indicator of lifestyle, the amount of culture consumption (that is so central to Bourdieu's theory) for these network relations. These data permit us to address the second and third hypotheses outlined above.

Table 5 gives the operationalization and distributions of all these variables. It should be noted that the culture consumption of parents was somewhat differently measured than for the other persons. All indices have a very high level of consistency, a feature they share with the culture consumption index for the respondent.

**HYPOTHESIS I: The Cultural and Economic Dimensions of Lifestyle**

The first analysis addresses the dimensionality of the correlations between the social background variables and the 14 lifestyle indices that are given in table 6. As hypothesized above, there are at least three dimensions necessary to cover the relations between social background and lifestyle in-

dices: (a) cultural inequality, (b) economic inequality, (c) age related inequality. The first dimension takes the differences between educational groups into account, the second between income groups, and the third between age groups. Table 7 gives the resulting mimic model. (It is estimated using EOS (Bentler, 1985)). The model is identified by restrictions on the independent variables: each of the primary independent variables (education, income and age) is used as an instrumental variable to identify and rotate the factor solution. In this model we are able to estimate all factor loadings and each of the dimensions is uniquely connected to one of the independent variables.

The model fits the correlation matrix with 248/121 ( $\chi^2/DF$ ). Although this is significant, the misfit is not in the relation between the independents and the dependents. The only residual outside the -0.10/0.10 range is between two dependent variables (RITEVOTE-POSTMAT) and no clear pattern arises in the rest of the residuals.

The mimic solution falls apart in three dimensions: cultural, economic, and age-related. We trim the model by not discussing coefficients in the -0.2/0.2 range. The cultural factor turns out to be the one of most importance. On the dependent side, only three of the 14 lifestyle indices (RITEVOTE, HOUSING, CARSPEND) are not related to the cultural dimension. The differences in CULTPART, READING, MASSCULT, CLASMUZI and INTERIOR are solely related to the cultural dimension. CULTNORM and CLASMUZI have high cultural and low age (=young) loadings, whereas POPCULT and POSTMAT have high cultural and high (=old) age loadings. SPEECH and HOLIDAYS are both positively related to the cultural and economic dimension, whereas LUXGOODS load negatively on the cultural dimension and positively on the economic. On the independent side, the CULTURAL STATUS of the occupation contributes to it positively, but the ECONOMIC STATUS has a (slight) negative effect. Nevertheless the contribution of occupation falls clearly short of that of education.

The second latent factor pertains to an economic or material dimension of lifestyle. Its prime indicator on the dependent side is CARSPEND, the only indicator that is not shared with another factor. HOUSING is shared with the age-dimension, indicating that not only rich, but also older people spend more on this item. LUXGOODS are shared with the cultural dimension, but in a way indicating that the cultural elite despises to own these goods. The same is not true for HOLIDAYS; that has positive loadings on both the economic and the cultural dimension. For all these lifestyle indicators, it can be argued that the influence of income should not be interpreted as a lifestyle choice, but as a pure budgetary effect. But there are two indicators that do not require monetary spending as such and also load on the economic dimension: RITEVOTE and SPEECH. The linguistic variable turns out to be a corollate of general social status and not much differentiated between the cultural and economic dimension. Rightswing voting is not only popular among the economic elite, but also among the older respondents. On the independent side, the economic dimension is, by way of design, income related. The effect of the occupational variables is reversed compared to the cultural dimension: economic status has a positive (ECOCC: 0.34) and cultural status has a negative influence (CULOCC: -0.29). Given the fact that the model cancels the influence of income, these contributions of occupation give evidence of the lifestyle nature of the items that are connected to this dimension. Even given the differences in monetary budget, there are clear differences among occupations, and they in the hypothesized direction. In this respect it is also interesting to recall the negative of LUXGOODS (and to some extent CARSPEND) with the cultural dimension, since this cannot be explained from budgetary restrictions, but can only be a preference fluctuation.

The third dimension is age-related. It has no loadings entirely of its own but shares them always with one of the other two dimensions. Among the dependent variables, the

highest loading is RITEVOTE, shared with the economic dimension, indicating that right wing political preferences are more popular among the old aged and the economic elite. The same is true for HOUSING. An overlap between the age factor and the cultural factor exists with respect to CULTNORM and CLASMUZI (cultural elite and old age combined), despise of MASSCULT, POPCULT and POSTMAT (cultural elite and young age combined). On the independent side, contrary to expectation, age is the only contributing variable, and the lifecycle variable (LIFECYCL) disappears from the equation. Less surprising is that the measures of occupational status are of no relevance at all to this dimension.

In summary, we find consistent evidence of a threedimensional relationship between the 6 social background variables and the 14 lifestyle-indices. Moreover, the previous conception of cultural, economic and age related differentiation in lifestyles turns out to be very well applicable. The first, cultural dimension is the most important one in these data. It covers differences in consumption of and preference in (high and low brow) culture, but next to that difference in postmaterial values and linguistic behavior as well. This is connected with a slight but significant tendency to rebut spending on cars and luxury goods, but this does not extend to holiday destinations. The differentiation along this dimension is closely connected to level of education and to a lesser extent to the differences in cultural status of occupation. The second dimension covers mainly economic of material differences, which are particularly prevalent in expenditures on cars, luxury goods and housing, but these relate significantly to right wing political preferences and materialist values. This pattern is mainly connected to household income and to a lesser extent to economic status of occupation. The third dimension covers items that are particularly related to age and life-cycle groups. The young express their identity mainly via interest in pop cultura, postmaterialist values and left wing voting. The old show

their position by listening to classical music, right wing voting and a normative concern for high cultural participation.

Most of these results conform to expectations. Some indicators, however, do not behave entirely as they were expected to. Attention must be drawn in particular to the different pattern of RITEVOTE and POSTMAT, and the striking contrast between HOLIDAYS on the one side and the other economic indicators on the other side with respect to their relation to the cultural dimension.

#### HYPOTHESIS 2: Social Network and the Differentiation of Lifestyle

The second hypothesis to be tested is that the differentiation of lifestyles can to a large extent be attributed to the social network one participates in. The reasoning behind this hypothesis is that if lifestyles serve as a means of communication and mutual behavioral confirmation between interaction partners, there must be close connection between the characteristics of these interaction partners and the lifestyle. The first consequence of this is that we expect a close correlation between the lifestyles of interaction partners. This prediction will be tested in the next section of the paper. In this section I will analyze whether the differentiation of lifestyles can be partly attributed to the background characteristics of interaction partners, in particular those that parallel the background characteristics of the respondent that were proved to differentiate the lifestyles of the respondents in the last section.

The Utrecht survey contains information on several interaction partners: partner (usually spouse), respondent's parents, one sibling (brother or sister of the respondent) and two "good" friends. There are limitations to the sort of information that can be collected on others via respondents. Obviously, it would have been hardly feasible to collect in-

formation on their income, values or opinions. The Utrecht survey collected information on education and occupation. The prediction to be tested is that these background characteristics enter the mimic-function for lifestyle differentiation in a way similar to the social background of the respondents themselves.

In order to keep the analysis within practical limits, some of the information had to be collapsed. In particular, the background characteristics of three interaction partners (sibling and the two friends) were averaged to reduce the number of variables in the analysis. These variables have a leading "X" in table 6 and table 8, so, XEDUC refers to mean education of sibling and the two friends, XCULOCC to mean cultural status of their occupations, XECOCCC to their mean economic status. Unfortunately, no information was collected on the age or life-cycle of these interaction-partners and the influence of this aspect of the social network can therefore not be tested.

The model I use in table 8 is a straightforward extension of the one earlier on. The background characteristics of the interaction partners are entered next to the background characteristics of the respondents themselves. The model fits the data with a deviance of 405 with 176 degrees of freedom. This is considerable deterioration with respect to the former model. The difference is 157 of increased deviance for 55 degrees of freedom. Since the model fits the correlations between the independent variables perfectly, the increased deviance is completely to be attributed to the intercorrelations between the newly added variables and the lifestyle indices. Nevertheless, I have not been able to detect a clear pattern in the residual correlations, that would suggest one or more separate dimensions between these variables.

Table 8 displays the relevant coefficients, which must be compared to those in table 7. The loadings of the life-

style indices are nearly identical between the tables and need no further discussion. The pattern of effect of the independent variables has undergone some very striking changes.

With respect to the cultural dimension the effect of respondent's education (EDUC) has diminished from 0.67 to 0.43 and the effects of respondent's occupation, both in its cultural (CULOC) and economic status (ECOC), has decreased to insignificant proportions. The influence of these variables turns out to be confounded by the parallel characteristics of the interaction partners. Of these, the education of the partner (spouse) is most important, with an effect of 0.33. A smaller, but still significant effect is observed for father's education (FEDUC: 0.13) but not for, the average education of the sibling and the friends. However, the influences earlier displayed by the occupational status of the respondent, is now taken over by the occupational statuses of sibling and friends, the effects (XCUL: 0.29; XECO: -0.18) being even stronger than the effects of respondent's occupation in the earlier model.

With respect to the economic dimension a somewhat different picture arises. As in the earlier model, household income (HHINCOME) remains the prime determinant of lifestyle differentiation in this respect. The positive contribution of the economic status (ECOC) and the negative of the cultural status (CULOC) of respondents occupation remains virtually unchanged. Compared to the earlier model, the main change is brought about the contribution of the occupation of sibling and friends, in particular their average economic status (XECO), that contribute to the economic dimension with 0.26. None of the other characteristics of interaction partners contributes significantly, with exception of father's education (FEDUC) that has a slight negative influence (-0.16). Although this part of the model has not changed much upon the introduction of the variables on the net-

work relations, it still shows some evidence of conformity between a person's economic lifestyle and the economic status of his or her interaction partner.

With respect to the age related dimension, no change in pattern is to be expected, since no variables on the age or lifecycle of the network relations are entered in the equations. Nevertheless, there are some significant (although not very strong) relations between the background characteristics of the interaction partners and this dimension of lifestyle. It turns out that the average economic status of kin and friends (XECCOCC) works along with respondent's age to promote this lifestyle, and their average cultural status (XCULOCC) works in the reverse direction. To some extent, it is possible that these effects are actually produced by the age and/or lifecycle of the interaction partners. Some argument for this may be found in the fact that age tends to correlate stronger with economic status than with cultural status. But in the absence of any measured variables, this remains speculation. I have no explanation to offer for the small, but significant effect of father's education (PEDUC: 0.15) on the age-related lifestyle.

To sum up there are reasonably strong effects of background characteristics of interaction partners on the lifestyle of respondents. These effects are most pronounced for the cultural dimension of lifestyle and surface for all of the interaction partners in the analysis: spouse, father, sibling and friends. It is clear that lifestyle differentiation of the respondent does not solely depend upon his or her personal situation, but that the orientation towards others and the subsequent conformity of the lifestyle to their background characteristics in an important key for understanding the differentiation of lifestyles. How these effects develop in microsituations remains yet to be seen. Socialization and conformity may work alongside selection processes. Since parents and siblings cannot have been se-

lected as interaction partners, the effects of those stress in particular the importance of socialization and conformity. The effect of friends, on the other hand, can be interpreted in the same way, or may result from friendship choices on basis of common values and behavior. Both interpretations, however, fit in with the general hypothesis that lifestyles function to establish social identities.

It is probable that the effect of the background characteristics of interaction partners will work through behavioral modelling. That is, effects of parents, partners, sibling and friends on a certain lifestyle feature will only appear, if these interaction partners display these lifestyles themselves. I will address this issue in the next paragraph.

### HYPOTHESIS 3: Lifestyle and the Reproduction of Social Structure

The data of this survey contain direct information on the lifestyles of respondents and interaction partners with regard to one of the three dimensions that were established above: the cultural dimension. Several questions were asked on the cultural behavior of parents, sibling and friends (not for the spouse). The questions (table 5) closely parallel the information that was assembled in the index on culture consumption (CULTCONS) for the respondent, supplemented with some information on reading behavior. For the purpose of the analysis in this paragraph all the information is pooled in one index (per person) which is referred to as high culture consumption (HIGHC, respectively PARHIGHC, SIBHIGHC, FR1HIGHC, FR2HIGHC).

The data for the parents refer to their behavior while the respondents were still growing up. This retrospective nature makes it possible to shed some light on the dynamics of cultural reproduction and see whether exposure to a cultural lifestyle in early life contributes to reproducing a

corresponding lifestyle and participating in an attached social environment later on. There are several ways to test this idea using these data. First, we can test the existence of the autonomous effect of cultural behavior of parents on educational attainment over and above the effect of parents' own educational level (Swartz, 1977; DiMaggio et Useem, 1982). This analysis will replicate those of DiMaggio (1982) and De Graaf (1986). In these data there are in fact two ways to test this hypothesis, namely for the respondent and for the other sibling on whom information was collected. A second way to test the reproduction thesis dynamically is on the selection of interaction partners, of which there are even more examples. One may expect that a cultured background will be helpful for selecting a higher educated spouse, similar to the effect DiMaggio et Mohr (1985) have shown for cultural participation during education. This can be tested with respect to respondent's spouse and with respect to sibling's spouse. (Unfortunately, no information on the education of the spouse of the sibling was collected; it is substituted by the cultural status of his/her occupation.) Thirdly, it may be true for the selection of friends as well: respondents from a cultured background will have a tendency to select and attract higher educated friends.

The same data permit us to model yet another process of cultural selection, if we are willing to assume a causal ordering between the education of the various persons in the network on the one hand and their culture consumption on the other hand. Then we can assess the mutual influence of cultural behavior between respondent, sibling and friends. The appropriate model is given in figure 10. There are several layers of causality, that are grounded in the lifecycle of the individual that is the source of all the information. The first layer is parents' education, indicated by the education of the father. The second layer is parents' cultural behavior during the youth of the respondent. The third

layer is the educational attainment of the respondent and his/her brother or sister. The fourth layer refers to the partners of the respondent and his/her sibling, and to the friends of the respondent. The fifth and final layer refers to the current cultural behavior of the respondent, the sibling and the two friends. The parental background is summarized in a latent variable (tentatively to be referred to as "cultural capital"), that takes father's education and the parents' cultural participation as input and works on the educational level of their children and their respective partners and friends. The two friends are modelled in a factor structure, in which they are assumed to be parallel measurements of the same thing. The mutual influence of the cultural lifestyles of respondents, sibling and friends is assessed by way of equality constraints. Since the research design gives no argument for a difference in the size of influence of the persons in the network, this identifying constraint is justified from a substantive point of view. By way of this model we will be able to measure to what extent persons in the same network do not only select each other as friends on the basis of cultural background, but also evoke and reinforce each others cultural lifestyle.

Table 9 gives the correlation matrix to be fitted by this model and table 11 displays a batch of fits and degrees of freedom as we gradually loosen the constraints in the model. The first and baseline model assumes no other reproduction than a direct effect of father's education and parents' high culture consumption on respondent's and sibling's education. It fits the data by 219/46. The second model adds the effect of the parents on the selection of partners, which reduces the deviance by -35/2. We then go on to include the selection of friends in the model (-28/1). The final two models add the mutual influence of the persons' cultural lifestyles on each other and we finally end up with a fit of 99/41, which is fairly good.

The lower panel of table 11 displays some of the crucial coefficients of this model (all statistically significant). The effect of the cultural participation of parents (PARHIGHC) on the imputed cultural capital variable is 0.28, to be compared with the 0.46 of parents' education (PAREduc). The influence on the education of their offspring (EDUC and SIBEDUC) is 0.63 and 0.77 respectively. Naturally, if we want to find the direct effect of parents' high cultural participation, we have to multiply these (resulting in 0.18 and 0.22 respectively). The effect of the latent variable on the selection of level of education of partners and friends is about half of the effects on the education of offspring themselves: 0.36 for partner, 0.46 for sibling's partner's occupation and 0.38 for friends' education. Although small, all of these effects are significant and indicate that one cultural background (or "cultural capital") helps to find a certain type of interaction partners.

Finally, we have the mutual effects of the high cultural lifestyle of respondent (HIGHC), sibling (SIBHIGHC) and friends (FRHIGHC). There is a particularly strong effect of 0.43 between respondent and friends and a significant but lower one (0.13) between sibling and respondent. There is even a significant mutual influence of friends' and siblings' lifestyles (0.11). This is somewhat unexpected, since there is nothing in the data that suggest that sibling and friends belong to each other's social networks. Nevertheless, there is also nothing that impedes this and common sense experience suggests that it may very often be true that siblings have common friends.

All these results strongly confirm the hypotheses that were at stake for this model. Parents' culture consumption promotes educational attainment of their offspring over and above the influence of parents' educational background. Moreover, this cultural behavior of the parents, as well as their education, is connected to the educational levels of

the spouses of respondent and sibling and of the friends of respondent. Finally, there exists a mutual dependence between cultural lifestyles of members of the ego-network of respondents, independent of their (often similar) educational background. All this is strongly in line with the central idea of this paper that high culture consumption is one of the main means to establish and reproduce social structure.

#### CONCLUSIONS AND DISCUSSION

In this paper I have set out to elaborate and test some of the propositions put forward by Bourdieu (1979). The first proposition tested is on the differentiation of lifestyles. According to Bourdieu's views, lifestyles diverge in two dimensions: (a) a cultural dimension, closely connected to level of education and occupational position in the cultural sector of society, and (b) an economic dimension, produced by income inequality and occupational status in the entrepreneurial and commercial sector. I connected this differentiation with notions in "New Class" theories that can be found in the literature. This leads to the incorporation of political values and behavior in the analysis of lifestyles. Then I have extended the dimensionality of lifestyle differentiation with a differentiation connected with life-cycle and age. The empirical analyses of 14 lifestyle indices were performed by way of mimic models in the spirit of Sobel (1981 1984). They confirm largely the presupposed structuration of lifestyle along a cultural, economic and age-related dimension.

The second proposition tested is concerned with the mechanisms that bring about lifestyle differentiation. It is argued that if lifestyle differentiation serves to communicate and convey social identity in human interaction, there must be a close connection between the background of interaction partners and the differentiation of lifestyle of the respondent. Cultural lifestyles will be displayed by those

who connect strongly with the cultural elite; economic lifestyles will be displayed by those who connect with the economic elite; a youthful lifestyle is displayed by those who have many young people among their friends. The last prediction could not be tested with the data at hand. The other two were confirmed, using the background variables of parents, sibling, spouse and friends. Their educations and occupations tend to structure the lifestyle of respondent over and above the background characteristics of the respondents themselves.

One obvious comment on this result may be that it is probably (also) the other way around: display of lifestyle selects a certain type of interaction partners. Whereas this argument cannot be upheld with respect to parents and sibling. I do not regard it as a criticism anyway. The selection process is just the other side of the conformity mechanism. But as a matter of fact, the third hypothesis addressed in this paper tests whether reproduction of social structure takes place via selection with respect to the cultural dimension. The results show that high culture consumption does not only promote educational attainment, but also the selection of higher educated partners and friends. The results confirm the earlier results of DiMaggio (1982), DiMaggio et Mohr (1985) and De Graaf (1986). The result with respect to friends' education is - to my knowledge - new, but pretty similar to those. In addition, the model shows the conformity between network members on the behavioral level: culture consumption of interaction partners proves to be mutually interdependent.

The results shown here improve upon the existing literature in that they add a dynamic confirmation of the cultural reproduction hypothesis by way of using retrospective information and causal modelling. These results all make it clear that lifestyle differentiation exists along the presupposed economic and cultural dimensions (but supplemented with an age-related dimension). Much of the literature discloses these dimensions as well. So, in a way there is nothing new

here. However, it is to be expected that the differentiation between the cultural and economic dimension of lifestyle will be of growing importance for understanding postindustrialist societies. The results also make clear that lifestyles have an impact as proclaimed in Weberian theory: as a way of maintaining boundaries between status groups. The connection between lifestyle and social network that has come up in these analyses all points strongly to a status conformity mechanism.

However, I want to end this paper with a disclaimer. One of the serious flaws of Bourdieu's analysis of lifestyle differentiation and social reproduction is that it stretches the results to a kind of caricature, that makes popular summaries in this field like Packard's The Status Seekers (1957), Murphy's Status and Conformity (1976) and Fussell's Class (1983) into comparatively verifiable statements on social status and its reproduction. Bourdieu's concept do not seem to allow for any individual mobility, personal deviation of historical changes. Nothing in my analysis, however, suggests such an overruling regime of lifestyle rituals in the field of stratification. Certainly, the relations are there and, admittedly, the empirical estimates in the model may be imperfect and probably poor representations of the true relationships. But it is hardly conceivable that any of the true figures would show the deterministic model of society that is presumed by Bourdieu.

#### REFERENCES

- Andreasen, A.R. et R.V. Belk, "Predictors of attendance at the performing arts", *Journal of Consumer Research* (7-Sept), 1980, 112-120
- Barber, B., "Social stratification. A comparative analysis of structure and behavior", Harcourt, New York, 1957
- Bentler, P.M., "Theory and Implementation of EQS. A structural equations program", BMDP Statistical Software, Los Angeles, 1985
- Bourdieu, P. et J.-C. Passeron, "The inheritors: French students and their relations to culture", University of Chicago Press, Chicago, 1979 (Or. "Les heritiers: les etudiants et la culture", Editions de Minuit, Paris, 1974).
- Bourdieu, P. et J.-C. Passeron, "Reproduction in education, society and culture", Sage, London, 1977 (Or. "La reproduction", Paris, 1970)
- Bourdieu, P., "Distinction", Routledge, London, 1984 (Or. "La distinction, critique sociale du jugement", Editions de Minuit, Paris, 1979)
- Brint, S., "'New class' and cumulative trend explanation of the liberal political attitudes of professionals", *American Journal of Sociology* (90-1), 1984, 30-71
- Chapin, F.S., "A measurement of social status", In: F.S. Chapin, "Contemporary American Institution", Harper, New York, 1935: 373-397
- Collins, R., "Conflict sociology, towards an explanatory science", Academic Press, New York, 1975
- Collins, R., "The Credential society", Academic Press, New York, 1979

- Deth, J. van, "The persistence of materialist and post materialist value orientations", *European Journal of Political Research* (11), 1983: 63-79
- DiMaggio, P., "Cultural capital and school success: the impact of status culture participation on the grades in U.S. high school students", *American Sociological Review* (47), 1982, 189-201
- DiMaggio, P. et J. Mohr, "Cultural capital, educational attainment, and marital status", *American Journal of Sociology* (90-6), 1985, 1231-1257
- DiMaggio, P. et M. Useem, "Social class and arts consumption: the origins and consequences of class differences in exposure to arts in America", *Theory and Society* (5), 1978, 141-161
- DiMaggio, P. et M. Useem, "The arts in class reproduction", In: M.W. Apple (Ed.): "Cultural and economic reproduction in education", Routledge, London, 1982, 181-201
- Duncan, O.D., "A socioeconomic index for all occupations", In: A.J. Reiss Jr., "Occupations and Social Status", Free Press, New York, 1961: 109-138
- Fussell, P., "Class", Ballantine, New York, 1983
- Ganzeboom, H.B.G., "Explaining differential participation in high cultural activities", In: W. Raub (Ed.), "Theoretical models and empirical analyses", ES Publication, Utrecht, 1982: 186-205
- Ganzeboom, H.B.G., "A model of individual choices for culture consumption, estimated with linear structural relations", Paper, Utrecht/New Delhi, 1986
- Ganzeboom, H.B.G., P. de Graaf et M. Kalmijn, "De economische en culturele dimensies van beroepsposities" ("The economic and cultural dimension of occupational position"), *Mens en Maatschappij* (2), 1987

- Goldthorpe, J.H., D. Lockwood, F. Bechhofer et J. Platt,  
"The affluent worker: Industrial attitudes and behaviour", Cambridge University Press, Cambridge UK, 1968
- Goldthorpe, J.H., D. Lockwood, F. Bechhofer et J. Platt,  
"The affluent worker in the class structure",  
Cambridge University Press, Cambridge UK, 1969
- Gouldner, A., "The future of intellectuals and the rise of the new class", Seabury Press, New York, 1979
- Graaf, P. de, "The impact of financial and cultural resources on educational attainment in the Netherlands", *Sociology of Education* (59-4), 1986: 237-246
- Graaf, N.D. de, J. Hagenaars et R. Luijkx, "Does a stable postmaterialist orientation exist?", Paper, Utrecht, 1987
- Graaf, P. de et N.D. de Graaf, "Postmaterialism and divergent economic and cultural lifestyles", Paper, Utrecht, 1987
- Guttman, L., "A revision of Chapin's social status scale", *American Sociological Review* (7), 1942, 362-369
- Hannan, M., "Life-styled marketing. How to position products for premium profits", Amacom, New York, 1980 (Or. 1972)
- Hauser, R.M. et A.S. Goldberger, "The treatment of unobservable variables in path analysis", In: H.L. Costner (Ed.), "Sociological Methodology 1971", Jossey-Bass, San Francisco, 1971: 81-117
- Hoffman, S., "Monsieur Taste", *New York Review*, April 10, 1986: 45-48
- Inglehart, R., "The silent revolution in Europe. Intergenerational change in post-industrial societies", *American Political Science Review* (65), 1971, 99-1017

- Inglehart, R., "The silent revolution", Princeton University Press, Princeton, 1977
- Joereskog, K.G. et A.S. Goldberger, "Estimation of a model with multiple indicators and multiple causes of a single latent variable", Journal of the American Statistical Association (70-351), 1975: 631-639
- Kahl, J., "The American class structure", Rinehart, New York, 1953
- Kolosi, T., "Status and stratification", In: R. Andorka et T. Kolosi (Eds.), Stratification and inequality", Institute for social Sciences, Budapest, 1984: 51-104
- Konrad, G. et I. Szelenyi, "The intellectuals on the road to class power", Harcourt, New York, 1979
- Laumann, E.O., "Bonds of pluralism: the form and substance of urban social networks", Wiley, New York, 1973
- Laumann, E.O. et J.S. House, "Living room styles and social attributes: the patterning of material artifacts in modern urban community", Sociology and Social Research (54-3), 1970, 321-342
- Machonin, P., "Social Stratification", American Journal of Sociology (75), 1970, 725-741
- Mitchell, A., "The nine American lifestyles", Warner, New York, 1983
- Murphy, R.W., "Status and conformity", Time-Life International, 1976
- O'Connell, A.N., "Correlates of lifestyle: personality, role concept, attitudes, influences, and choices", Human Relations (33-8), 1980, 589-601
- Packard, V., "The status seekers", Longmans, Green et Co, London, 1959

- Pappi, F.U. et I. Pappi, "Sozialer Status und Konsumstille. Eine Fallstudie zur Wohnzimmereinrichtung", Koelner Zeitschrift fuer Soziologie und Sozialpsychologie (30), 1978, 87-115
- Parkin, F., "Class inequality and political order. Social stratification in capitalist and communist societies", MacGibbon et Kee, London, 1971
- Parkin, F., "Strategies of social closure in class formation" In: F. Parkin (Ed.): "The social analysis of class structure", Tavistock, London, 1974, 1-18
- Porter, J.N., "Consumption patterns of professors and businessmen: a pilot study of conspicuous consumption", Sociological Inquiry (37-2), 1967, 255-265
- Reissman, L., "Class, leisure, and social participation", American Sociological Review (19-1), 1954, 76-84
- Reisman, L., "Class in American society", Free Press, Glencoe ILL, 1959
- Reort, P., "A multidimensional approach to social mobility", In: R. Andorka et P. Robert (Eds.), "Stratification and inequality", Institute for Social Sciences, Budapest, 1984: 223-244
- Robinson, R.V. et M.A. Garnier, "Class reproduction among men and women in France: reproduction theory on its home ground", American Journal of Sociology (91-2), 1985: 250-280
- Samuel, Y. et N. Levin, "The occupational situs as a predictor of work values", American Journal of Sociology (85-3), 1979: 625-639
- Sobel, M.E., "Lifestyle differentiation and stratification in contemporary U.S. society", In: Treiman et Robinson, 1983, 115-144
- Sobel, M.E., "Lifestyle and social structure: concepts, definitions, analyses", Academic Press, New York, 1981

- Svalastoga, K., E. Hoegh, M. Pedersen et E. Child, "Differential class behavior in Denmark", *American Sociological Review* (21-4), 1956, 435-439
- Swartz, D., "Pierre Bourdieu: the cultural transmission of social inequality", *Harvard Educational Review*, 1977, 545-555
- Tumin, M.M., "Social stratification. The form and functions of inequality", Prentice-Hall, Englewood Cliffs, 1967
- Veblen, Th., "The theory of the leisure class", In: M. Lerner, "The portable Veblen", Viking Press, New York, 1948, (Or. 1899)
- Warner, W.L. et P.S. Lunt, "The status system of a modern community", Yale University Press, New Haven, 1942
- Wesolowski, W. et K. Slomczynski, "Social stratification in Polish cities", In: J. Jackson (Ed.), "Social Stratification", Cambridge UK, 1968, 175-211
- Zablocki, B.D. et R.M. Kanter, "The differentiation of life-styles", *Annual Review of Sociology*, 1976, 269-298

Table 1: A multiple MIMIC-model of lifestyle

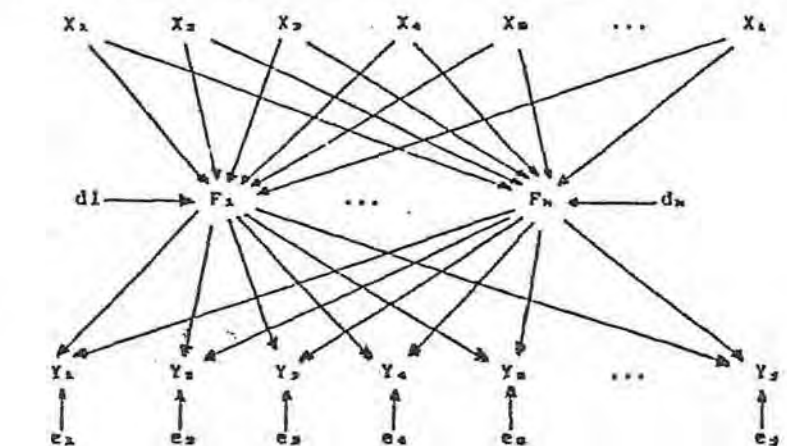


Table 2: Lifestyle-indicators: items, distributions and reliabilities

CULTCONS: Culture consumption

78.	Number of concert visits last season (>0)	45%
79.	Visited classical concerts (yes)	29%
84.	Number of theater visits last season (>0)	39%
85.	Number of museum visits last year (>0)	61%
	mean	1.45
	stdev	1.17
	alfa	.65
	% mis	0

READING: Reading of books and serious information

86.	Reads books (yes)	85%
88b.	Reads literature, history (title given)	30%
89.	Library membership (yes)	40%
90.	Buys books (>5/year)	23%
91.	Possesses books (>150)	44%
	mean	2.32
	stdev	1.46
	alfa	.58
	% mis	0

MASSCULT: Liking of mass culture genres and stars.

77a.	Likes "Zeg eens AAA"	67%
77b.	Likes "Ted ge Braak"	38%
77c.	Likes "Sterrenslag"	24%
77f.	Likes "Andree van Duin"	38%
77g.	Likes "Willem Ruis"	16%
77i.	Likes "De Mountles"	23%
81d.	Likes "Lee Towers"	30%
81e.	Likes "Zangeres zonder Naam"	8%
81h.	Likes "Vader Abraham"	11%
	mean	2.32
	stdev	2.22
	alfa	.85
	% mis	0

CULTNORM: Social norms with regard to culture consumption

111a.	"Museum visiting is characteristic of people I meet." (agree)	35%
111c.	"Many people I know take an interest in classical music." (agree)	51%
111d.	"Teaching of good taste is important in education." (agree)	70%
111e.	"It is important that all inhabitants of a country get to know the art of it." (agree)	70%
111f.	"My acquaintances do a lot of reading of serious books." (agree)	72%
111g.	"One ought to learn to play an instrument in early life." (agree)	70%
111h.	"Schools must teach children how to enjoy art." (agree)	84%
111j.	"Museums have something to offer for everyone."	86%

(agree)		
111l.	"Theater visiting is characteristic of people I meet." (agree)	37%
111m.	"It is important that young children are being trained to enjoy good music." (agree)	74%
111p.	"Learning the enjoyment of art is also of great importance for people who do not belong to high status groups." (agree)	80%
111b.	"Theaters are frequented by people I do not feel comfortable with." (disagree)	45%
111k.	"To enjoy a museum it is necessary to know a lot about art and history." (disagree)	33%
111n.	"People who like to talk about books, are just trying to attract attention." (disagree)	38%
111o.	"Many people who go to the theater do this to look interesting." (disagree)	56%
111q.	"In the theater you will meet only members of high status groups." (disagree)	43%
		mean 10.0
		stdev 3.2
		alfa .70
		% mis 0

CLASNUSI: Liking of classical music

80.	Listens to Radio-4 (Classical music) (yes)	39%
81b.	Likes Mozart	55%
81f.	Likes Beethoven	51%
81j.	Likes Tchaikovsky	48%
		mean 1.9
		stdev 1.6
		alfa .87
		% mis 0

POPCULT: Liking of avant-garde and rock genres and stars

80.	Listens to Radio-3 (popmusic) (yes)	55%
77d.	Likes "Adriaan van Dis"	51%
77h.	Likes "Boudewijn Buch"	24%
77j.	Likes "Freek de Jonge"	56%
81c.	Likes "The Beatles"	61%
81i.	Likes "Rolling Stones"	43%
		mean 3.1
		stdev 1.9
		alfa .67
		% mis 0

POSTMAT: Inglehart's scale for materialist/postmaterialist values (% putting value in upper half of scale)

103a.	Economic growth	49%
103b.	Strong army	14%
103e.	Stable economy	77%
103f.	Fight crime	56%
102a.	Maintain order	47%
102c.	Fight inflation	34%
103c.	"Inspraak"	38%

103d. Beauty of cities and landscape	69%
103e. Friendly and personal society	34%
103h. Ideas more important than money	51%
102b. Political democracy	53%
102d. Freedom of speech	76%

mean 6.7  
stdev 2.8  
alfa .75  
% mis 0

RITEVOTE: Political preference (left-right)

(2) PSP, PPR, CPN	13%
(3) PvdA	37%
(4) D66	8%
(5) CDA	20%
(6) VVD	17%
(7) SGP, GPV, RPF	5%

mean 4.1  
stdev 1.5  
% mis 13 %

SPEECH: Interviewer rating of correct pronunciation of Dutch

(3) Moderate	13%
(4) Fair	64%
(5) Very good	23%

mean 4.1  
stdev .6  
% mis 4%

INTERIOR: Interviewer rating of living room style

Modern furniture (1-5)	2.4
Presence of art (1-5)	2.0
Rural reference (reversed 5-1)	3.7

mean 2.7  
stdev .9  
alfa .45  
% mis 6%

LUXGOODS: Presence of luxury goods in household

92a. Freezer	40%
92c. Dryer	20%
92d. Dishwasher	8%
92g. Cine camera	27%
92h. VCR	28%
92i. CD player	3%

mean 1.3  
stdev 1.2  
alfa .49  
% mis 0

HOLIDAYS: Holiday destination

97. Went on holiday last year	63%
97. Went on holidays twice or more last year	30%
98. Scandinavia, South Europe, outside Europe	24%

99. Goes in hotel or apartment	25%
100. Goes skiing in winter	10%
	mean 1.9
	stdev 1.6
	alfa .29
	% mis 0
HOUSING: Size of house	
94. Number of rooms	mean 2.5
	stdev 1.5
	alfa
	% mis .3%
CAR: Spending on cars	
95. Has car	64%
95. Has more than one car	4%
96a. Car less than 2 years old	14%
96b. Car over Fl. 16000	47%
96b. Car over Fl. 30000	11%
	mean 1.4
	stdev 1.2
	alfa .17
	% mis 0

---

N=343. Numbers refer to the questionnaire. Summary indexes were counting the number of appropriate answers.

Table 3: Social background variables: categories and distributions

AGE	mean 40.3 stdev 11.5 % mis 0
EDUCATION	
primary (lo, vglo)	13%
lower vocational (lbo, lhno)	13%
lower secondary (mulo, ulo, mavo)	13%
middle vocational (mbo)	14%
higher secondary (hbs gym mms havo)	7%
higher vocational	23%
university	16%
	mean 4.2 stdev 2.1 % mis .9%
CULTURAL STATUS OF OCCUPATION	mean .22 stdev .80 % mis 8.2%
ECONOMIC STATUS OF OCCUPATION	mean .16 stdev .84 % mis 8.2%
LIFE CYCLE	
(1) single/not working	23%
(2) married and working	77%
	mean .23 stdev .42 % mis -
HOUSEHOLD INCOME (FL/MONTH)	mean 2749 stdev 1384 % mis 8.2%

N=343

Table 4: The cultural and economic dimension of occupational status




Table 5: Background and cultural activities of social network

	FATHER	PARTNER	SIB	Friend1	Friend 2
EDUCATION					
primary	35%	15%	12%	8%	8%
lower vocational	20%	17%	22%	15%	14%
middle secondary	8%	13%	11%	11%	10%
middle vocational	8%	14%	15%	14%	15%
higher secondary	9%	5%	10%	12%	17%
higher vocational	9%	19%	21%	25%	21%
university	11%	16%	11%	11%	15%
mean	3.1	4.0	3.9	4.5	4.4
stdev	2.2	2.1	2.0	1.9	1.9
% mis	6%	23%	14%	7%	11%
HIGH CULTURE CONSUMPTION					
concert	41%	-	28%	27%	30%
theater	41%	-	49%	57%	47%
museum	41%	-	46%	55%	61%
books buying	54%	-	-	-	-
books possession ( $<50$ )	48%	-	-	-	-
reading books (often)	46%	-	47%	54%	55%
listens classical music	-	-	48%	50%	54%
alfa	.84		.78	.75	.75



Table 7: Multiple mimic-analysis of 14 lifestyle-indicators  
and 6 social background-variables

	CULTURE LIFESTYLE	ECONOMIC LIFESTYLE	AGE-RELATED LIFESTYLE
AGE	0	0	.62
LIFECYCL	.17	-.03 <sup>-</sup>	-.04 <sup>-</sup>
EDUCATION	.61	0	0
CULOCC	.23	-.22	.04 <sup>-</sup>
EDOOCC	-.12	.34	.00 <sup>-</sup>
HHINCOME	0	.70	0
CULTCONS	.63	.06 <sup>-</sup>	.06 <sup>-</sup>
READING	.65	.11 <sup>-</sup>	.03 <sup>-</sup>
MASSCULT	-.61	-.14	.17
CULTNORM	.30	.07 <sup>-</sup>	.26
CLASMUZI	.39	-.02 <sup>-</sup>	.16
SPEECH	.43	.27	-.15
POPCULT	.39	.02 <sup>-</sup>	-.12
POSTMAT	.40	-.08 <sup>-</sup>	-.76
RITEVOTE	.03 <sup>-</sup>	.24	.55
HOUSING	.13	.34	.29
INTERIOR	.11	.18	-.19
LUXGOODS	-.29	.11	.09 <sup>-</sup>
HOLIDAYS	.22	.20	.04 <sup>-</sup>
CAR	-.15	.59	.08 <sup>-</sup>

<sup>-</sup>: Coefficient less than two times its standard error.

Model fits correlation matrix in table 6 with 248 CHI =  
= with 121 degrees of freedom.

Table 8: Multiple mimic analysis of 14 lifestyle indicators, 6 social background variable and 4 social networks characteristics

	CULTURE LIFESTYLE	ECONOMIC LIFESTYLE	AGE-RELATED LIFESTYLE
AGE	0	0	.61
LIFECYKL	.12	-.04 <sup>-</sup>	-.04 <sup>-</sup>
EDUCATION	.43	0	0
CULOCC	.07 <sup>-</sup>	-.29	.09 <sup>-</sup>
ECOCC	-.12 <sup>-</sup>	.29	.00 <sup>-</sup>
INCOME	0	.67	0
FEDUC	.13	-.16	.15 <sup>-</sup>
PEDUC	.33	.13 <sup>-</sup>	-.02 <sup>-</sup>
XEDUC	-.06 <sup>-</sup>	.15 <sup>-</sup>	.02 <sup>-</sup>
XCULOCC	.29	-.06 <sup>-</sup>	-.26
XECOCC	-.18 <sup>-</sup>	.26	.20
CULTCONS	.66	-.02 <sup>-</sup>	.14
READING	.63	.09 <sup>-</sup>	.07 <sup>-</sup>
MASSCULT	-.62	-.14	.13
INTERIOR	.45	.12 <sup>-</sup>	-.12 <sup>-</sup>
CLASMUZI	.69	-.09 <sup>-</sup>	.55
CULTNORM	.36	.01 <sup>-</sup>	.31
SPEECH	.43	.22	-.07 <sup>-</sup>
POPCULT	.44	.00 <sup>-</sup>	-.44
POSTMAT	.51	-.06 <sup>-</sup>	-.34
RITEVOTE	-.06 <sup>-</sup>	.27	.57
HOUSING	.07 <sup>-</sup>	.35	.30
HOLIDAYS	.28	.29	.06 <sup>-</sup>
LUXGOODS	-.33	.39	.09 <sup>-</sup>
CAR	-.23	.58	.09 <sup>-</sup>

<sup>-</sup>: Coefficient less than two times its standard error. Model fits correlation matrix in table 6 with 405 CHI = by 176 degrees of freedom.

Table 9: Correlation matrix of high culture consumption and  
social background of respondent and social relations

V1= AGE; V2=FEDUC; V3=PARHIGHC; V4=EDUC; V5=SIBEDUC; V6=PEDUC;  
V7= PSIBOCO; V8=FR1EDUC; V9=FR2EDUC; V10=HIGHC; V11=SIBHIGHC;  
V12=FR1HIGHC; V13= FR2HIGHC

1.0													
-.30	1.0												
-.21	.59	1.0											
-.41	.48	.40	1.0										
-.31	.51	.48	.63	1.0									
-.41	.47	.39	.69	.54	1.0								
-.34	.46	.32	.37	.53	.48	1.0							
-.20	.35	.28	.63	.47	.53	.40	1.0						
-.22	.39	.27	.57	.47	.45	.33	.56	1.0					
-.18	.34	.36	.47	.36	.52	.21	.38	.34	1.0				
-.01	.34	.45	.22	.41	.28	.35	.20	.20	.31	1.0			
.11	.21	.21	.22	.21	.22	.22	.33	.25	.34	.25	1.0		
.16	.21	.22	.20	.21	.20	.14	.16	.36	.38	.26	.48	1.0	

N = 416. Pairwise deletion of missing values.

Table 10 : Causal model of participation in high culture consumption of respondents and social relations

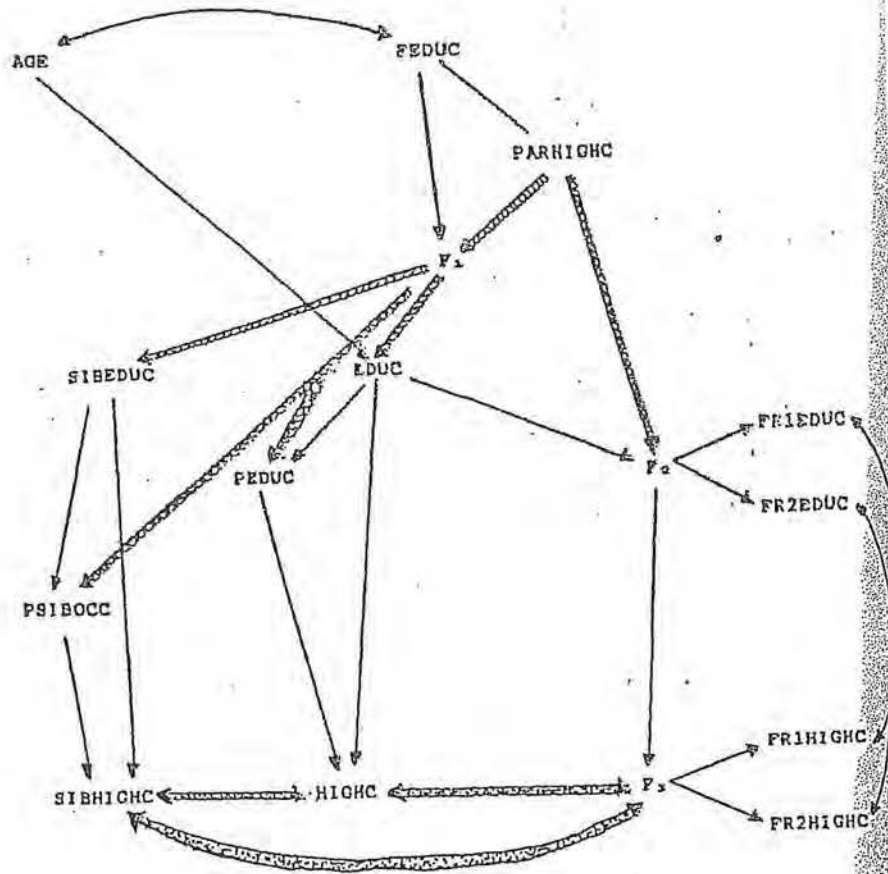


Table 11: High culture participation of respondents and social relations, fit and parameters

	CHI2	NDF
(1) BASELINE	219	46
(2) + CULTURAL BACKGROUND - PATRONS SELECTION	185	44
(3) + CULTURAL BACKGROUND - FRIENDS SELECTION	157	43
(4) + MUTUAL INFLUENCE HIGHCULT BROTHER - RESP	149	42
(5) + MUTUAL INFLUENCE HIGHCULT FRIENDS - RESP	99	41

SELECTED STANDARDIZED COEFFICIENTS:

	.63	EDUCATION
	.77	SIBEDUC
PARENTS HIGHCUL	.28 * .36	PARTNERS EDUC
	.46	SIB PARTNER OCC
	.38	FRIENDS' EDUCATION
RESP. HIGHCULT	.43	FRIENDS' HIGHCULT
RESP. HIGHCULT	.13	SIBLING'S HIGHCULT
SIBLING'S HIGHCULT	.11	FRIEND'S HIGHCULT

Model fits correlation matrix in table 9 with 99 CHI<sup>2</sup> with 39 degrees of freedom. All coefficients shown are statistically significant.

L I F E   S T Y L E S

Theories, concepts, methods and results of life style  
research in international perspective

VOLUME II

Edited by     Blanka Filipcová  
               Sue Glyptis  
               Walter Tokarski

AN ISA RC 13 PUBLICATION

Prague: Czechoslovak Academy of  
Sciences, 1990, 185 - 241